

Mental Break Assignment #4

STOP AND
SMELL THE
ROSES






**“WE CAN
 COMPLAIN
 BECAUSE ROSE
 BUSHES HAVE
 THORNS, OR
 REJOICE
 BECAUSE
 THORN BUSHES
 HAVE ROSES.”**


Abraham Lincoln

The Meaning of Rose Colors

- **Red:** Love, Beauty, Courage and Respect
- **White:** Purity, Innocence, Youthfulness
- **Pink:** Appreciation, Grace, Perfect Happiness
- **Light Pink:** Admiration, Sympathy, Sweetness
- **Yellow:** Joy, Friendship, Welcome Back
- **Yellow with Red Tip:** Falling in Love
- **Orange:** Desire, Enthusiasm
- **Red and White:** Given together these signify unity
- **Peach:** Appreciation, Gratitude
- **Pale Peach:** Modesty
- **Coral:** Desire
- **Lavender:** Love at first sight, Enchantment
- **Orange:** Fascination
- **Blue:** The unattainable, the impossible
- **Red Rosebud:** Symbolic of purity and loveliness
- **White Rosebud:** Symbolic of girlhood







He failed in business in '31. He was defeated for state legislator in '32. He tried another business in '33. It failed. His fiancée died in '35. He had a nervous breakdown in '36. In '43 he ran for congress and was defeated. He tried again in '48 and was defeated again. He tried running for the Senate in '55. He lost. The next year he ran for Vice President and lost. In '59 he ran for the Senate again and was defeated. In 1860, the man who signed his name A. Lincoln, was elected the 16th President of the United States. The difference between history's boldest accomplishments and its most staggering failures is often, simply, the diligent will to persevere.

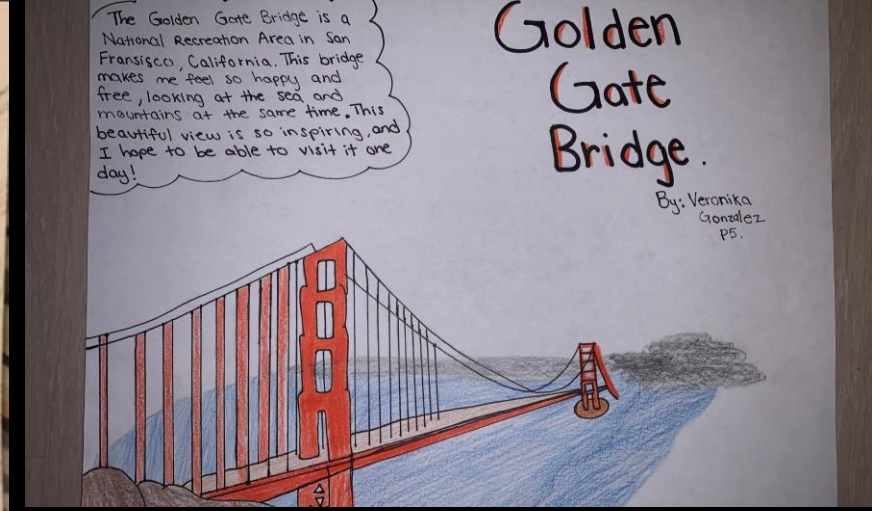


National Park Service Honors Abraham Lincoln: Abraham Lincoln Birthplace National Historical Park, Fort Sumter and Fort Moultrie National Historical Park, Lincoln Boyhood National Memorial, Lincoln Home National Historic Site, Lincoln Memorial



I still need to visit

2

of them.



Last week for MBA #3, I asked you to pick a state and then a NPS Unit that you were interested in....

This week will be
similar but with a
twist.

Assignment Starts on Next Page



It is my hope after 3 MBA's you are starting to dream of our own explorations! **Who would you like to explore with?** You may have many, pick someone or more that you will see this week. **You will need them to do this weeks MBA**



Your task:



You will pick someone or more than one person, who you will see this week, to help you select, discuss, and sketch your location.


Educate your partner(s) on your NPS assignments.

See the next page to determine how you will pick your location....



Units/Parks

The National Park Service manages 419 individual units covering more than 85 million acres in all 50 states, the District of Columbia, and US territories. While there are at least 19 [naming designations](#), these units are commonly referred to as "parks." Multiple parks may be managed together as an administrative unit within the National Park Service.



IMPORTANT: From a different viewpoint

This week you and your partner(s) will explore by type of NPS Unit, NOT by state.

Visit the link below and explore the listing under Units/Parks. The opening paragraph is above

<https://www.nps.gov/aboutus/national-park-system.htm>

After you have explored and learned more about the site.

Share Visually

Food for thought

Why this location?

What is your favorite picture of the NPS unit?

Tell us about your choice.

What inspires you about this location?

How does this unit/location it make you feel?

Sketch a scene WITH YOUR PARTNER(S) from the park using an 8x11 sheet of blank paper. Think of it as your canvas, allow yourself to be creative and free! Add some color to bring it to life!

Yes, if you do it with Mom, Mom sketches and colors too! MUST submit pic of you working together!

Don't forget to sign your vision that you have shared.

Part 1 of 2 *** Some of you skip Part 2 and DO NOT GET full credit**

Part 2 of assignment:

1. What are your thoughts about this SPECIFIC assignment?
2. Interview your partner(s) and ask them their thoughts about this SPECIFIC assignment. Did this assignment allow them to “Stop and Smell the Roses”?
3. How was your experience working with your partner(s)? Did y’all bond a bit? Etc.
4. May I share this? (social media, with the NPS unit, and I may post at bobbyhoexplorations.com)

DO NOT respond as a separate document. Type responses, in number order, as shown below.

SUBMIT 2-pictures

You and your partner are to pose with the final drawing. Pic of upper body and close up please!
Do not forget to send picture of you and your partner(s) drawing and coloring (1 picture is cool)

File Upload

Upload a file, or choose a file you've already uploaded.

File: No file chosen

When I ask you to respondtype here

Upload your pic (png or jpeg)
Respond to both questions in
the box